




SERVICE BULLETIN

RN SERIES 45-130 SERIAL # 1/03-12/03 DATE/NUMBER 11/03-1


Field reports indicate that the clutch position indicator switch may be binding and causing the shaft to be gouged leading to failure of the clutch air cylinder and/or the switch. The ball on the end of the switch may be binding and not rolling up the ramp smoothly causing it to slide down the shaft leading to this failure. Inspection for this problem is as follows.



REMOVE WIRES AND SWITCH



INSPECT ROLLER BALL ON
BOTTOM OF SWITCH




WITH SWITCH REMOVED INSPECT ROD FOR WEAR IF NO WEAR IS VISIBLE LUBE ROLLER BALL WITH GREASE AND REINSTALL. IF WEAR IS EVIDENT REPLACE THE CYLINDER WITH PART# RN45-44339, RN60&100- 44340

AND THE RN130-44341. A CLAIM MAY BE SUBMITTED FOR \$25.00 USD FOR LABOR, SUPPLYING THE SERIAL NUMBER OF THE WINCH AND USING THIS SERVICE BULLETIN AS REFERENCE

TO INSTALL THE NEW CYLINDER




HOLDING THE CYLINDER ROD
LOOSEN THE JAM NUT



REMOVE THE PIN, AIRLINES
AND THE CYLINDER



REINSTALL THE AIR CYLINDER
AND WHILE PUSHING ON THE
CLUTCH YOKE INSURE THAT THE
PIN DROPS IN FREELY



TIGHTEN THE JAM NUT AND
CHECK OPERATION OF THE
CLUTCH

FOR SERVICE CALL 1-918-298-8300

SERVICE BULLETIN 11/03-1

