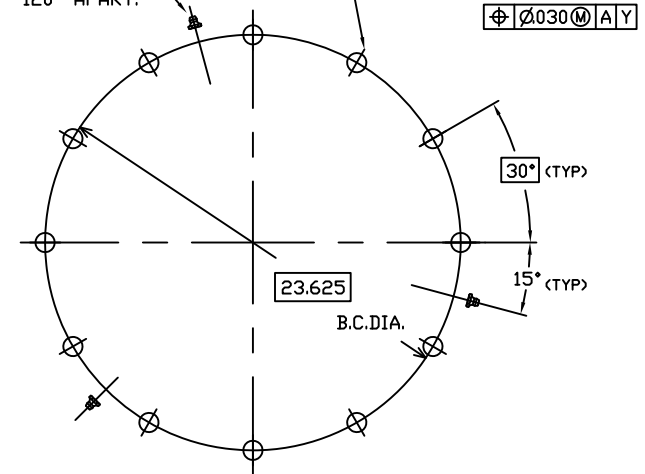
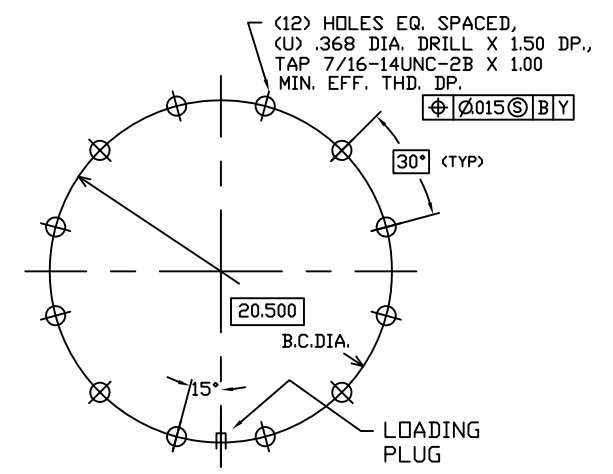


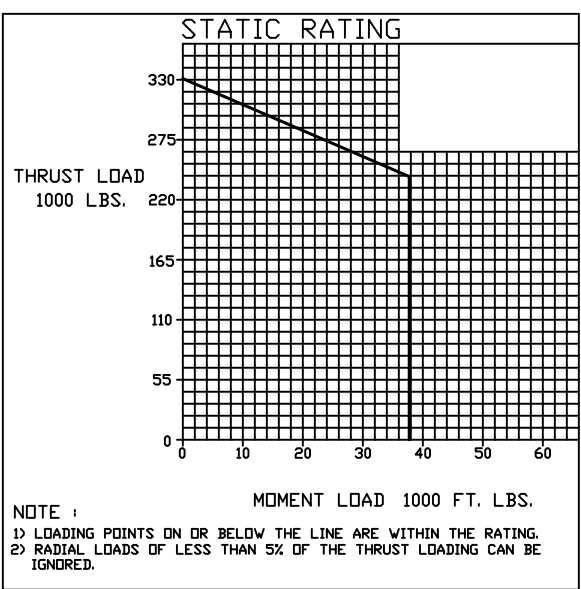
11/32 DIA. DRILL THRU.,  
TAP 1/8-27 N.P.T.  
(3) PLACES - 120° APART.



OUTER RACE VIEW "A"



INNER RACE VIEW "B"



**NOTES:**

- 1) MARK "G" AT HARDNESS GAP ON OUTER RACE ON FACE OPPOSITE VIEW A.
- 2) MAX AXIAL THRUST: 335,000 LBS  
MAX MOMENT: 37,800 FT-LBS ASSUMING GRADE 8 SCREWS (140,000 BALL PATH RATING)

NOTE :  
1) LOADING POINTS ON OR BELOW THE LINE ARE WITHIN THE RATING.  
2) RADIAL LOADS OF LESS THAN 5% OF THE THRUST LOADING CAN BE IGNORED.